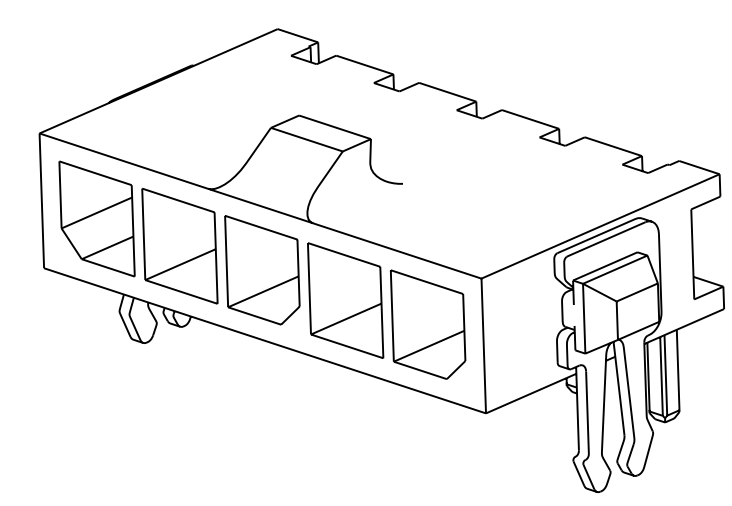
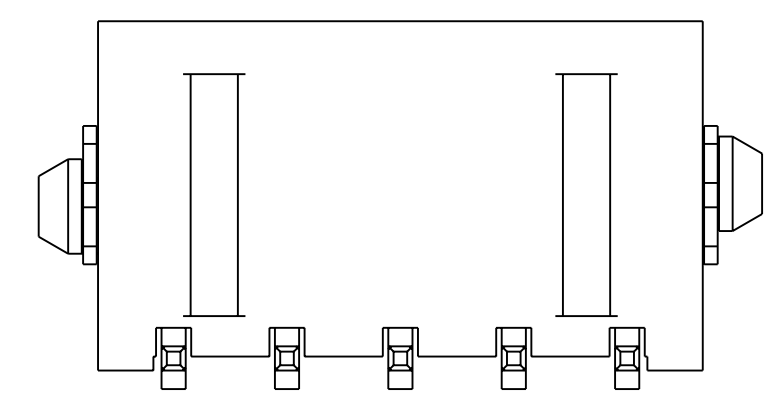
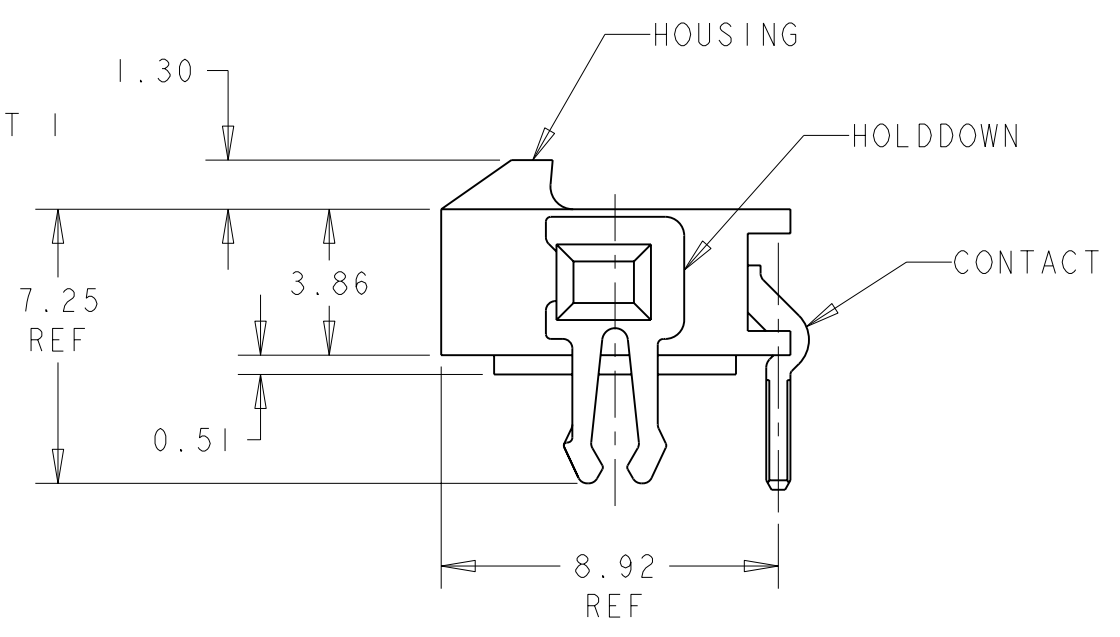
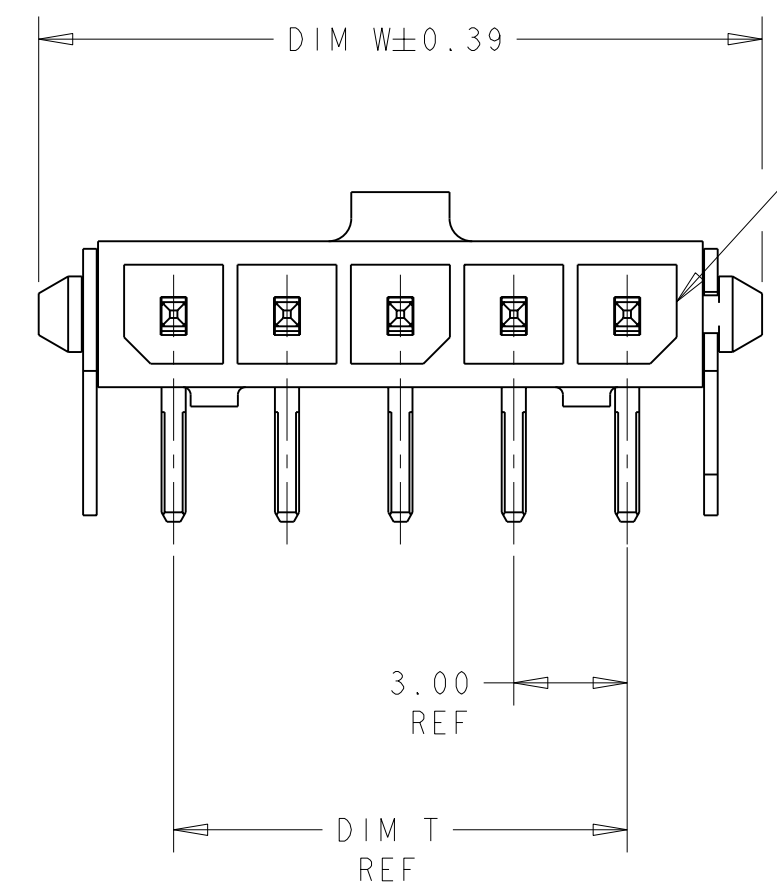
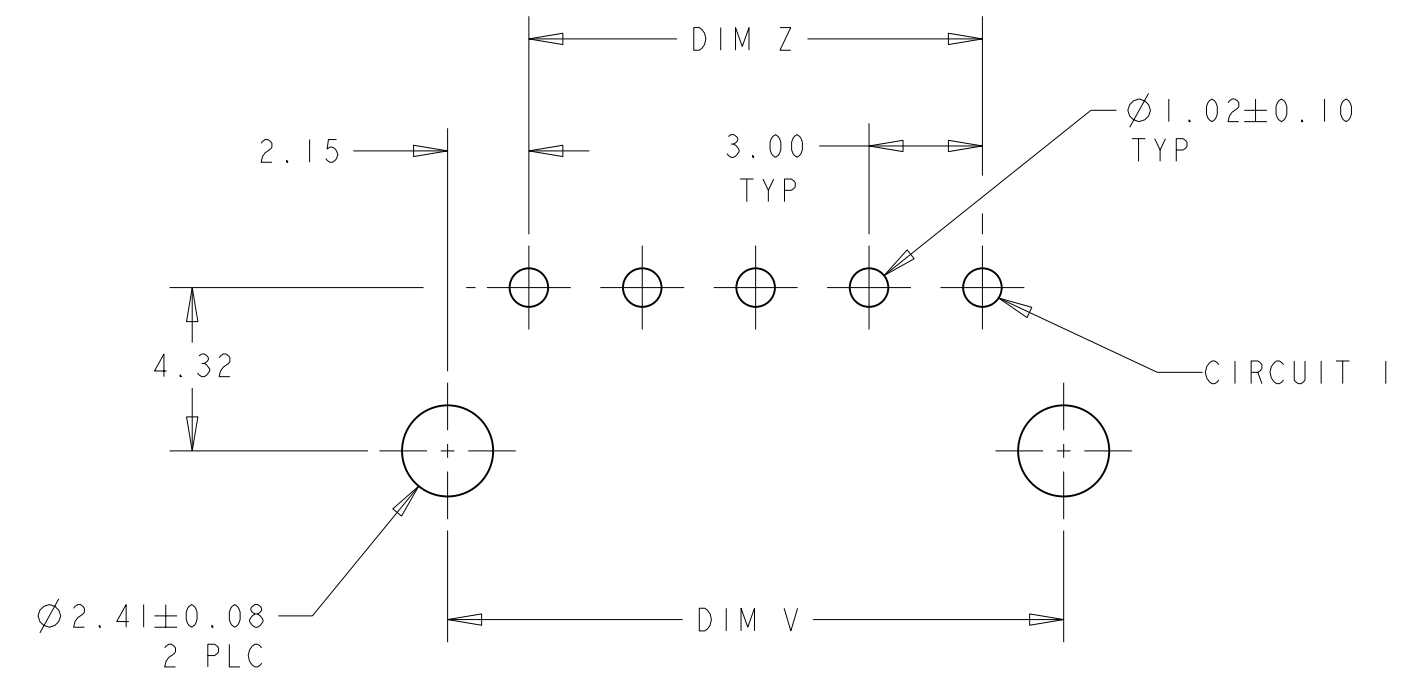


THIS DRAWING IS UNPUBLISHED.
 RELEASED FOR PUBLICATION
 BY AMP INCORPORATED. ALL RIGHTS RESERVED.

LOC		DIST		REVISIONS			
P	LTR	DESCRIPTION	DATE	DWN	APVD		
	A	RELEASED PER 063B-0206-05	10-MAY-05	KW	CJ		



- 1 MATERIAL: CONTACTS - BRASS
HOUSING - UL 94V-0 RATED HIGH TEMP NYLON, COLOR BLACK.
HOLDDOWNS: - PHOSPHOR BRONZE.
- 2 PLATING: CONTACTS - 0.76µm MINIMUM GOLD ON MATING END,
2.54µm MINIMUM TIN LEAD ON SOLDER TAILS, BOTH OVER
1.27µm MINIMUM NICKEL.
HOLDDOWNS: 2.54µm MINIMUM MATTE TIN OVER 1.27µm MINIMUM
NICKEL.
- 4 RECOMMENDED PC BOARD THICKNESS OF 1.57.
- 5 PLATING: CONTACTS - 0.76µm MINIMUM GOLD ON MATING END,
2.54µm MINIMUM MATTE TIN ON SOLDER TAILS, BOTH OVER
1.27µm MINIMUM NICKEL.
HOLDDOWNS: 2.54µm MINIMUM MATTE TIN OVER 1.27µm MINIMUM
NICKEL.



PCB LAYOUT COMPONENT SIDE 4

5	33.00	37.43	33.00	40.14	12	3-1445097-2
5	30.00	34.43	30.00	37.14	11	3-1445097-1
5	27.00	31.43	27.00	34.14	10	3-1445097-0
5	24.00	28.43	24.00	31.14	9	2-1445097-9
5	21.00	25.43	21.00	28.14	8	2-1445097-8
5	18.00	22.43	18.00	25.14	7	2-1445097-7
5	15.00	19.43	15.00	22.14	6	2-1445097-6
5	12.00	16.43	12.00	19.14	5	2-1445097-5
5	9.00	13.43	9.00	16.14	4	2-1445097-4
5	6.00	10.43	6.00	13.14	3	2-1445097-3
5	3.00	7.43	3.00	10.14	2	2-1445097-2
2	33.00	37.43	33.00	40.14	12	1-1445097-2
2	30.00	34.43	30.00	37.14	11	1-1445097-1
2	27.00	31.43	27.00	34.14	10	1-1445097-0
2	24.00	28.43	24.00	31.14	9	1445097-9
2	21.00	25.43	21.00	28.14	8	1445097-8
2	18.00	22.43	18.00	25.14	7	1445097-7
2	15.00	19.43	15.00	22.14	6	1445097-6
2	12.00	16.43	12.00	19.14	5	1445097-5
2	9.00	13.43	9.00	16.14	4	1445097-4
2	6.00	10.43	6.00	13.14	3	1445097-3
2	3.00	7.43	3.00	10.14	2	1445097-2
FINISH	DIM Z	DIM V	DIM T	DIM W	NO. OF POSN	PART NUMBER



THIS DRAWING IS A CONTROLLED DOCUMENT FOR AMP INCORPORATED. IT IS SUBJECT TO CHANGE AND THE CONTROLLING ENGINEERING ORGANIZATION SHOULD BE CONTACTED FOR THE LATEST REVISION.

DIMENSIONS: mm	TOLERANCES UNLESS OTHERWISE SPECIFIED:	DWN J. ROOT 09OCT2000	AMP Tyco Electronics Harrisburg, PA 17105-3608
0 PLC ±	1 PLC ±	CHR K. WHITAKER 17-APR-2001	
2 PLC ±0.13	3 PLC ±	APVD C. JONES 17-APR-2001	NAME RIGHT ANGLE THRU HOLE HDR ASSY, 0.76 MIC GOLD CONTACTS, W/THRU HOLE HOLDDOWNS, SGL ROW, MICRO MATE-N-LOK™
4 PLC ±	ANGLES ±	PRODUCT SPEC	SIZE A2 CAGE CODE 00779 DRAWING NO. C=1445097
MATERIAL FINISH	SEE TABLE	APPLICATION SPEC	SCALE 5:1 SHEET 1 OF 1 REV A
		WEIGHT	CUSTOMER DRAWING